


# EXPLORE MORE BOOK GUIDE

Activities, tools & resources for learning with this book!



## HAVE QUESTIONS?

Please contact Alison Johnson at IRW, 207-460-6828 or [ajohnson@islandreadersandwriters.org](mailto:ajohnson@islandreadersandwriters.org).

# EXPLORE MORE BOOK GUIDE

Getting Started: **BEFORE** reading the book!

Interested in a guided session with a trained facilitator in the Visual Thinking Strategies process?




Please contact Alison Johnson at IRW: 207-460-6828 or [email](#).

What is Visual Thinking Strategies?



Watch this [video](#) to learn more about VTS.



Use the Visual Thinking Strategy (VTS) questions below to orient readers, and to help guide a group discussion. Begin by taking a quiet moment to look closely at the book jacket, allowing time for observation and contemplation of the images.

If virtual, ask your students to summarize (or you paraphrase if synchronous) their ideas in short notes in a Google Doc or other format (Padlet, etc.) Build on the group ideas and communal knowledge during your discussion.

- *What is going on in this picture?*
- *What do you see that makes you say that? (provide evidence)*
- *What more can we find?*

## STANDARDS

**Covered throughout this Explore More Book Guide:**

*SL.1. Prepare for and participate in conversations across a range of topics, types, and forums, building on others' ideas and expressing their own.*

*SL.2. Integrate and evaluate information presented in diverse media and formats, including point of view, reasoning, and use of evidence and rhetoric.*

*SL.3 Present information and supporting evidence appropriate to task, purpose, and audience so listeners can follow the line of reasoning and incorporate multimedia when appropriate.*

*R.4. Read various texts closely to determine what each text explicitly says and to make logical inferences; cite specific textual evidence to support conclusions drawn from the texts.*

*R.5 Provide an accurate summary of various texts; determine the central idea(s) or theme(s) and analyze its development throughout each text.*

*R.6. Analyze how and why individuals, events, and ideas develop and interact over the course of a text.*

*R.8 Analyze the structure of various texts, including how the features and components relate to each other and the whole.*

*R.9. Assess how perspective or purpose shapes the content and style of various texts.*

*R.10 Evaluate the argument and specific claims in various texts.*

*Emphasis on Geography and History*

# EXPLORE MORE BOOK GUIDE









## MEET ANNE

Anne Sibley O'Brien is a children's book writer and illustrator who has published 38 books featuring diverse children and cultures inspired by her experience of being raised bicultural and bilingual in South Korea as the daughter of medical workers. Titles she has written and illustrated include the picture books, *I'm New Here* and *Someone New*, *The Legend of Hong Kil Dong*, and her middle grade novel, *In the Shadow of the Sun*, set in North Korea. Annie received the 2014 Katahdin Award for lifetime achievement from the Maine Library Association.

Anne is one of the visionaries behind [I'M YOUR NEIGHBOR](#), a project which promotes the use of children's literature featuring "new arrival" cultures and groups to engage the entire community in a discussion of commonalities and differences.

A selection of books Anne has authored and/or illustrated:



## LET'S TALK! Discussion Questions

### TAKING A CLOSER LOOK AT THE BOOK

1. How is Hong Kil Dong similar to Robin Hood? How is he different?
2. What did Hong Kil Dong learn from the group of bandits?
3. Would you join the Save-The-Poor Army? Why or why not?
4. How did Hong Kil Dong use his wits and cleverness to confound his enemies?
5. Hong Kil Dong went through a lot of strife and bad experiences while on his journey to speak with the king. Why was it necessary for him to speak his truth to the highest authority in the land?

## LET'S CREATE (AND DO)! Book-Inspired Art

1. Using Anne's [GUIDE TO THE BOOK](#), practice drawing Korean alphabet letters. Choose a Korean word to write out, define, and illustrate, and combine with other students in your class to create a beginner's dictionary.
2. That same guide also shows how to make a story into a comic, and provides panels for creating your own comic. Explore visual techniques for storytelling through this medium. Try drawing your own dragon using Annie's instructions from the same guide!
3. Design your own [KOREAN PAPER FAN](#).
4. Host a reader's theater and act out a scene from the book. How about giving the eight-Hong-Kil-Dongs scene a try! [LEARN](#) how to adapt a text to a Reader's Theater.
5. Write your own folktale and create a picture book!

## LET'S DIVE DEEPER! Explore More

1. [WATCH](#) an interview with Anne Sibley O'Brien in South Korea about Hong Kil Dong.
2. [YIJING](#) - Students | Britannica Kids | Homework Help
3. [DANCING WITH KICKS](#): Mastering the Korean Martial Art of Taekkyeon
4. [VISITING SOUTH KOREA WITH KIDS](#). Great short videos of a family who visits South Korea

## LET'S READ MORE!

### Text to Text Connections

