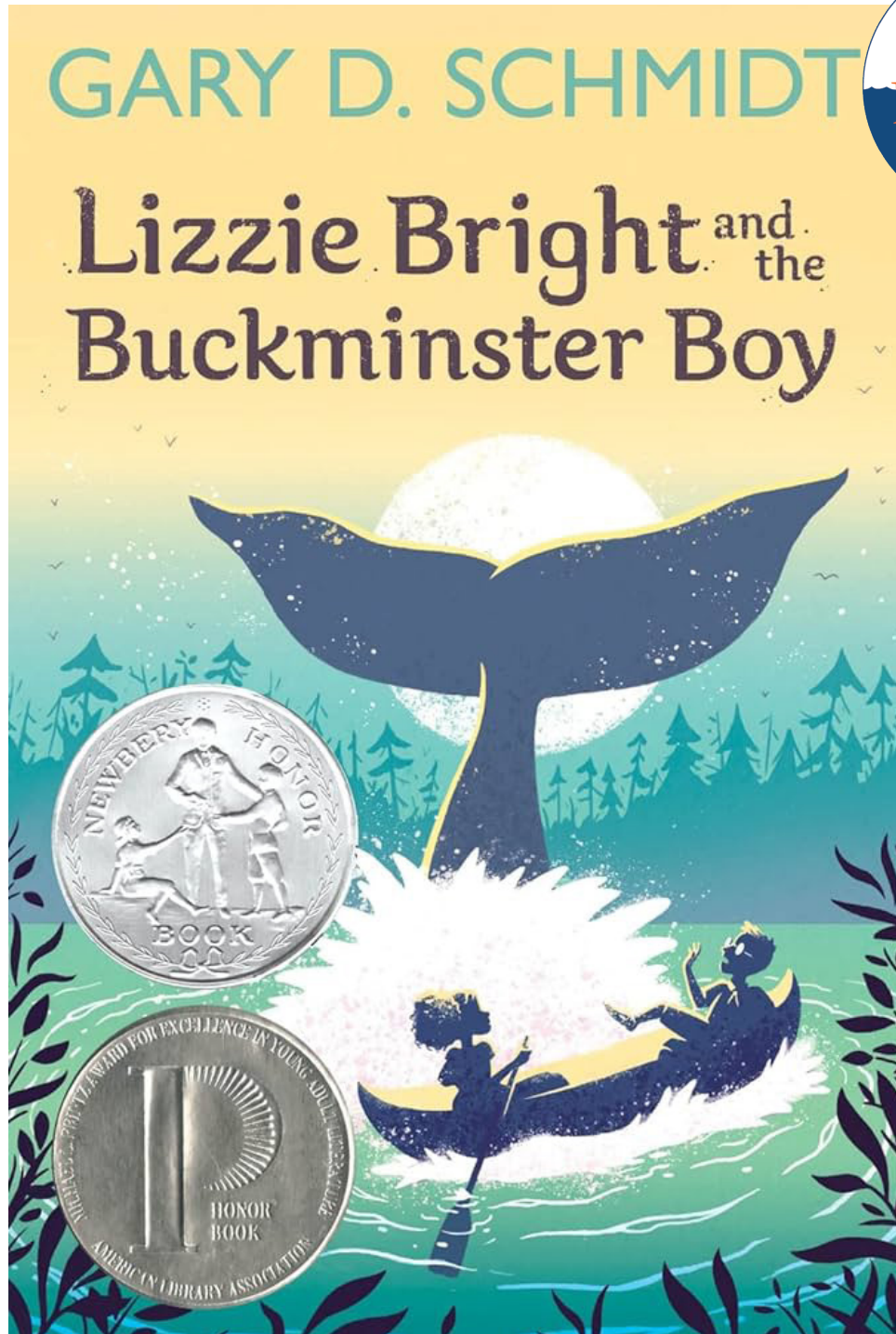


EXPLORE MORE BOOK GUIDE

Activities, tools & resources for learning with this book!



HAVE QUESTIONS?

Please contact Alison Johnson at IRW, 207-460-6828 or ajohnson@islandreadersandwriters.org.

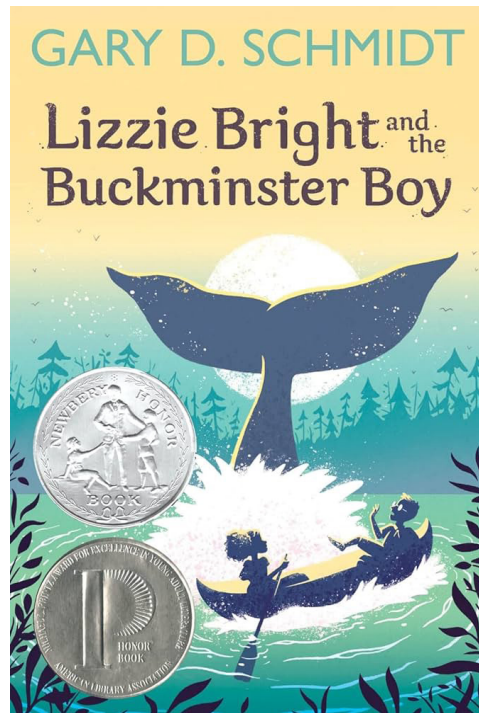
EXPLORE MORE BOOK GUIDE

Getting Started: **BEFORE** reading the book!

Interested in a guided session with a trained facilitator in the Visual Thinking Strategies process?



Please contact Alison Johnson at IRW: 207-460-6828 or [email](#).



STANDARDS

Covered throughout this Explore More Book Guide:

SL.1. Prepare for and participate in conversations across a range of topics, types, and forums, building on others' ideas and expressing their own.

SL.2. Integrate and evaluate information presented in diverse media and formats, including point of view, reasoning, and use of evidence and rhetoric.

R.4. Read various texts closely to determine what each text explicitly says and to make logical inferences; cite specific textual evidence to support conclusions drawn from the texts.

R.5. Provide an accurate summary of various texts; determine the central idea(s) or theme(s) and analyze its development throughout each text.

R.6. Analyze how and why individuals, events, and ideas develop and interact over the course of a text.

R.9. Assess how perspective or purpose shapes the content and style of various texts

R.10. Evaluate the argument and specific claims in various texts.

What is Visual Thinking Strategies?



Watch this [video](#) to learn more about VTS.

Use the Visual Thinking Strategy (VTS) questions below to orient readers, and to help guide a group discussion. Begin by taking a quiet moment to look closely at the book jacket, allowing time for observation and contemplation of the images.

If virtual, ask your students to summarize (or you paraphrase if synchronous) their ideas in short notes in a Google Doc or other format (Padlet, etc.) Build on the group ideas and communal knowledge during your discussion.

- *What is going on in this picture?*
- *What do you see that makes you say that? (provide evidence)*
- *What more can we find?*

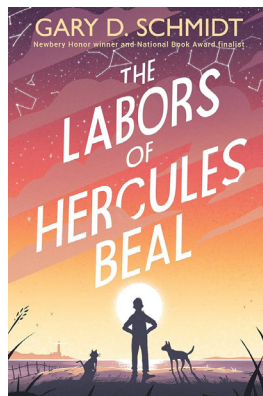





EXPLORE MORE BOOK GUIDE



MEET GARY

Gary Schmidt is the author of numerous young adult novels, including the Newbery Honor-winning novels *Lizzie Bright and the Buckminster Boy* and *Wednesday Wars* as well as *Orbiting Jupiter*, *Trouble*, and *Okay for Now*. He is a professor of English at Calvin College in Grand Rapids, Michigan. Many of his books are about or set in Maine. Schmidt attended Gordon College in Massachusetts and graduate school at the University of Illinois, earning a Ph.D. in medieval literature. He has been a professor of English at Calvin College for more than 25 years. Gary lives on a 150-year-old farm in Alto, Michigan, where he splits wood, plants gardens, writes, and feeds the wild cats that drop by. For more about Gary and his books, visit this [WEBSITE](#).

Other books by Gary Schmidt:



LET'S TALK! Discussion Questions

TAKING A CLOSER LOOK AT THE BOOK

1. When Turner Buckminster first arrives in Phippsburg he has a series of bad luck: he strikes out in baseball, breaks Mrs. Cobb's window, has a fight with the Deacon's son, and hits himself in the nose with a rock. Why do you think the author started the book this way? How do these incidents move the story forward?
2. Being a minister's son seems to come with a lot of rules that make Turner stand out. Can you name a few ways he is different from the children of Phippsburg and how these differences affect him?
3. Why is Mrs. Cobb so concerned with her "last words"? Do you think a person's last words make a difference in how they are remembered? What were her last words?
4. Why is it easier for Turner to be friends with Lizzie than with the boys of Phippsburg?
5. Mrs. Hurd's house is the only one that is different in Phippsburg. What did her colors represent and why do you think she did this?
6. Seeing and finally touching the whale became the catalyst for Turner's emotional release. What do you think he "saw" in the eye of the whale and how was it the same as his father's eyes as he fell?

LET'S CREATE (AND DO)! Book-Inspired Art

1. When Turner arrives in Phippsburg, he notices the houses all look the same except one. He also mentions the church and a few other buildings. Draw a map of what Phippsburg and Malaga Island look like from Turner's descriptions. You can use photos from this [WEBSITE](#) on Malaga Island for inspiration.
2. Turner is fascinated by the whale's eye that he compares to his own father's. Imagine you are the whale that swims beside Turner and Lizzie and write a short story from the whale's perspective. Watch this [VIDEO](#) to have a similar view.
3. Turner does some new things when he moves to Phippsburg, Maine. He plays baseball, learns to row a boat, swims in the ocean and paints a house. How many of these things have you done? Go out and give them a try!
4. Think of your ancestors and the history of your town. Collect recycled or natural items to make a collage to honor those that came before you.
 - Instructions for making a collage:
 - Empty and clean a tin can, be careful of sharp edges!
 - Use photos and found objects to glue inside and around the can.
 - Fasten a string with a glue gun and hang it on your wall.



IRW's Program Assistant Lisa Herringon found an old photo of her home and glued it inside and decorated it with dried flowers and other things she found around her yard.



LET'S DIVE DEEPER! [Explore More](#)


1. This site has a lot of information from the Maine State Museum on [MALAGA ISLAND](#).
2. Curriculum for [MALAGA ISLAND STUDY](#).
3. View [IMAGES](#) of the real Malaga Island.
4. Visit the [MALAGA ISLAND SITE MAINE COAST HERITAGE TRUST](#).
5. Most of the children of Phippsburg went to the public school, but Turner's education was very different from theirs. He was taught Latin and classics at home by his minister father. Here are [IMAGES](#) on how schools looked 100 years ago, see what it was like to go to school back then.
6. Artist and illustrator [DANIEL MINTER'S](#) work with Malaga Island.

LET'S READ MORE! [Text to Text Connections](#)


MORE GARY SCHMIDT BOOKS:



OTHER RELATED BOOKS:



BOOKS THAT TURNER READ:



BONUS: BOOKS FOR ADULTS INSPIRED BY MALAGA ISLAND

