

EXPLORE MORE BOOK GUIDE

Activities, tools & resources for learning with this book!



HAVE QUESTIONS?

Please contact Alison Johnson at IRW, 207-460-6828 or ajohnson@islandreadersandwriters.org.

EXPLORE MORE BOOK GUIDE

Getting Started: **BEFORE** reading the book!

Interested in a guided session with a trained facilitator in the Visual Thinking Strategies process?



Please contact Alison Johnson at IRW: 207-460-6828 or [email](#).

What is Visual Thinking Strategies?



Watch this [video](#) to learn more about VTS.

Use the Visual Thinking Strategy (VTS) questions below to orient readers, and to help guide a group discussion. Begin by taking a quiet moment to look closely at the book jacket, allowing time for observation and contemplation of the images.

If virtual, ask your students to summarize (or you paraphrase if synchronous) their ideas in short notes in a Google Doc or other format (Padlet, etc.) Build on the group ideas and communal knowledge during your discussion.

- *What is going on in this picture?*
- *What do you see that makes you say that? (provide evidence)*
- *What more can we find?*



STANDARDS Covered throughout this Explore More Book Guide:

SL.1. Prepare for and participate in conversations across a range of topics, types, and forums, building on others' ideas and expressing their own.

SL.2. Integrate and evaluate information presented in diverse media and formats, including point of view, reasoning, and use of evidence and rhetoric.

SL.3 Present information and supporting evidence appropriate to task, purpose, and audience so listeners can follow the line of reasoning and incorporate multimedia when appropriate.

R.4. Read various texts closely to determine what each text explicitly says and to make logical inferences; cite specific textual evidence to support conclusions drawn from the texts.

R.5 Provide an accurate summary of various texts; determine the central idea(s) or theme(s) and analyze its development throughout each text.

R.6. Analyze how and why individuals, events, and ideas develop and interact over the course of a text.

R.8 Analyze the structure of various texts, including how the features and components relate to each other and the whole.

R.9. Assess how perspective or purpose shapes the content and style of various texts.

R.10 Evaluate the argument and specific claims in various texts.

Emphasis on Geography

EXPLORE MORE BOOK GUIDE



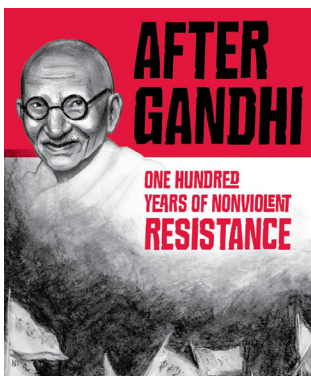




MEET ANNE

Anne Sibley O'Brien is a children's book writer and illustrator who has published 38 books featuring diverse children and cultures inspired by her experience of being raised bicultural and bilingual in South Korea as the daughter of medical workers. Titles she has written and illustrated include the picture books, *I'm New Here* and *Someone New*, *The Legend of Hong Kil Dong*, and her middle grade novel, *In The Shadow of the Sun*, set in North Korea. Annie received the 2014 Katahdin Award for lifetime achievement from the Maine Library Association.

Anne is one of the visionaries behind [I'M YOUR NEIGHBOR](#), a project "which promotes the use of children's literature featuring 'new arrival' cultures and groups to engage the entire community in a discussion of commonalities and differences."

Other Anne Sibley O'Brien books:



LET'S TALK! Discussion Questions

TAKING A CLOSER LOOK AT THE BOOK

Answer these questions and make a chart about what you know before and after reading the book:

Before Reading:

1. What do you know about North Korea?
2. What are the differences between North and South Korea? Physically? Socially? Economically? Politically?
3. What have you heard about North Korea in the news lately?

After Reading:

1. What do you now know about North Korea that you didn't know before reading the book?
2. How are North Korea and South Korea different, and how are they the same? What about the United States and North Korea—Similarities? Differences?
3. What is totalitarianism and how does it affect individuals (citizens and non-citizens) within a totalitarian nation?
4. Did reading this book change you in any way? How did this book affect you personally?



LET'S CREATE (AND DO)! Book-Inspired Art

1. *Six-word portraits and self-portraits:* Draw portraits of some characters from *In the Shadow of the Sun*, and carefully choose only six words to create a mini-biography. Then, draw a portrait of yourself, and finish it with six words about yourself to create a mini-memoir.

2. Draw images to summarize the story by creating a storyboard using this [TEMPLATE](#). Using anywhere from six to 24 panels, break down the story into its major plot points, and illustrate them.

3. Write up a packing list of items you would bring with you on a harrowing trek through the North Korean countryside. Based on Mia and Simon's experiences, what would be some of the most important supplies to have?

4. Check out this [LIT TRIP](#) of the book created by a librarian and her middle school team.

LET'S DIVE DEEPER! Explore More

1. Anne introduces her book via video in English and Korean. [LISTEN](#) to the beginning of the audiobook, check out Anne's photos from her non-trip to North Korea, read detailed notes and blog entries on her journey through writing the book, and learn from Anne how to use children's books to explore Korean culture and identity.

2. View [PHOTOS](#) from the space station to see how, at night, North Korea looks vastly different from surrounding countries.

LET'S DIVE DEEPER! Explore More (continued)

3. Visiting South Korea with kids. A great series of short [VIDEOS](#) from a family who visits South Korea.
4. Latest [NEWS](#) out of North Korea.
5. Annie's novel [RESEARCH PROCESS](#) for *In The Shadow of the Sun*.

LET'S READ MORE!

Text to Text Connections

