


# EXPLORE MORE BOOK GUIDE

Activities, tools & resources for learning with this book!



## HAVE QUESTIONS?

Please contact Alison Johnson at IRW, 207-460-6828 or [ajohnson@islandreadersandwriters.org](mailto:ajohnson@islandreadersandwriters.org).

# EXPLORE MORE BOOK GUIDE

Getting Started: **BEFORE** reading the book!

Interested in a guided session with a trained facilitator in the Visual Thinking Strategies process?




Please contact Alison Johnson at IRW: 207-460-6828 or [email](#).

What is Visual Thinking Strategies?



Watch this [video](#) to learn more about VTS.



Use the Visual Thinking Strategy (VTS) questions below to orient readers, and to help guide a group discussion. Begin by taking a quiet moment to look closely at the book jacket, allowing time for observation and contemplation of the images.

If virtual, ask your students to summarize (or you paraphrase if synchronous) their ideas in short notes in a Google Doc or other format (Padlet, etc.) Build on the group ideas and communal knowledge during your discussion.

- *What is going on in this picture?*
- *What do you see that makes you say that? (provide evidence)*
- *What more can we find?*

**STANDARDS Covered throughout this Explore More Book Guide:**

*SL.1. Prepare for and participate in conversations across a range of topics, types, and forums, building on others' ideas and expressing their own.*

*SL.2. Integrate and evaluate information presented in diverse media and formats, including point of view, reasoning, and use of evidence and rhetoric.*

*SL.3. Present information and supporting evidence appropriate to task, purpose, and audience so listeners can follow the line of reasoning and incorporate multimedia when appropriate.*

*R.4. Read various texts closely to determine what each text explicitly says and to make logical inferences; cite specific textual evidence to support conclusions drawn from the texts.*

*R.5. Provide an accurate summary of various texts; determine the central idea(s) or theme(s) and analyze its development throughout each text.*

*R.6. Analyze how and why individuals, events, and ideas develop and interact over the course of a text.*

*R.8. Analyze the structure of various texts, including how the features and components relate to each other and the whole.*

*R.9. Assess how perspective or purpose shapes the content and style of various texts.*

# EXPLORE MORE BOOK GUIDE



## MEET JAKE

**Jake Burt loves writing so much that when he's not telling tales for middle grade readers, he's writing the news for them.**

You might say he's a little obsessed. In fact, if you thought of Jake as a one-dimensional guy who ate, breathed, and dreamed stories, he'd be fine with that.

Learn more about Jake [HERE](#).

## LET'S TALK! Discussion Questions

1. Nicki had to choose her new name but she had some parameters to think about when making her decision. Taking her instructions into consideration, what name would you choose if you were in her place and why?
2. Why did Charlotte (Nicki) steal the ring from Harriet? Why doesn't she give it back?
3. When Britt gets bullied, Charlotte comes to her rescue. On p 150 she asks if Nicki would have handled it differently. What do you think? Would Nicki be the same nice kid as Charlotte? Would you?
4. Page 196 ends with Charlotte saying, "...I'm finally not the only orphan in the library without a tale to tell." What does she mean by this?
5. Charlotte and Jackson have to redo their "B" grade homework for their parents and turn it into an "A". Do you think this would be hard or easy after doing it the first time? Why do you think they are upset about this?
6. What does it mean to be "seen". Read page 257 where Brit is sharing how she doesn't feel seen but Nikki actually sees her. Discuss with your peers. Has anyone ever felt like Brit did?

## The 5 Rules of WITSEC

(The U.S. Witness Security Program)

1. No crimes
2. Maintain a B-minus
3. No social media or online presence
4. No personality, clean moderate appearance, stay boring
5. Happy family, respectful, caring front in public







## LET'S DIVE DEEPER! Explore More

1. Another [GUIDE](#) for this book put together by the State Library of Louisiana.
2. [WATCH](#) a CIA Operative Explains How Spies Use Disguises.

## READ MORE! Text to Text Connections



cut & use me as a bookmark!

# The 5 Rules of WITSEC

(The U.S. Witness Security Program)

1. No crimes
2. Maintain a B-minus
3. No social media or online presence
4. No personality, clean moderate appearance, stay boring
5. Happy family, respectful, caring front in public