

EXPLORE MORE BOOK GUIDE


Activities, tools & resources for learning with this book!







Meet Padma

Padma Venkatraman was born in India and became an American after living in five countries and working as an oceanographer.

Visit Padma's [WEBSITE](#).



Read more from Padma:



EXPLORE MORE BOOK GUIDE

LET'S BEGIN! BEFORE READING THE BOOK

Use the Visual Thinking Strategy (VTS) questions below to orient readers, and to help guide a group discussion. Begin by taking a quiet moment to look closely at the book jacket, allowing time for observation and contemplation of the images.

- *What is going on in this picture?*
- *What do you see that makes you say that? (provide evidence)*
- *What more can we find?*

Watch this [VIDEO](#) for a quick VTS demo

HAVE QUESTIONS?

Please contact Alison Johnson at Island Readers & Writers, 207-460-6828 or ajohnson@islandreadersandwriters.org.

LET'S TALK!

DISCUSSION QUESTIONS

1. As Geetha is packing, her mother says, "...there's no limit on how much you can dream for in America" (page 7). Think about what this means. Do you think Geetha ever feels that this is true? Do you think this is true?
2. Geetha's love of music and nature help her to adjust to her new home. What other things help her feel better about her move? What makes things worse for her?
3. Geetha is very angry with her mother for her parents' divorce and for making her leave her family and old home in India. Do you think she is right to blame her mother? What is the **catalyst** that helps her see things differently? Have you ever had to move and change schools? How did/would that make you feel?
4. The author, Padma Venetrakaman titled the last chapter, *Full of Promise*. Reread that page and think about why she ended the book this way. Does it feel like things will be better for Geetha and the seal now?

CATALYST: a person or thing that causes a change or speeds up a process



STANDARDS

Covered throughout this Explore More Book Guide:

SL.1. Prepare for and participate in conversations across a range of topics, types, and forums, building on others' ideas and expressing their own.

SL.2. Integrate and evaluate information presented in diverse media and formats, including point of view, reasoning, and use of evidence and rhetoric.

SL.3. Present information and supporting evidence appropriate to task, purpose, and audience so listeners can follow the line of reasoning and incorporate multimedia when appropriate.

R.4. Read various texts closely to determine what each text explicitly says and to make logical inferences; cite specific textual evidence to support conclusions drawn from the texts.

R.5. Provide an accurate summary of various texts; determine the central idea(s) or theme(s) and analyze its development throughout each text.

R.6. Analyze how and why individuals, events, and ideas develop and interact over the course of a text.

R.8. Analyze the structure of various texts, including how the features and components relate to each other and the whole.

R.9. Assess how perspective or purpose shapes the content and style of various texts.

A2 Literary Texts- Students read fiction, nonfiction, drama, and poetry, within a grade appropriate span of text complexity.

5. Geetha is offended when her name is mispronounced. She feels bad when she realizes spellings are different in America and when she makes mistakes on words she has always known. Discuss why you think this upsets her so much. Would you feel the same way?
6. In Geetha's own emotional healing, how important was the recovery of the seal? Do you think animals can change a person's perspective? How and why do you think this?

LET'S CREATE (AND DO)! *Book-Inspired Art*


MAKE A PAPER FLUTE

Geetha felt comforted when she played her bamboo flute. Try making a paper model for yourself.


Materials needed:

- A thick piece of paper or a couple of sheets of regular notebook paper
- Scissors
- Tape

Step by step directions:



1. Start by rolling your paper into a tube, make sure it has a few layers.
2. Tape the entire edge.
3. On one end (this will be your mouthpiece) you will cut a hole approximately 1" down from the opening. To do this, fold and cut slits then finish cutting the flaps off.
4. This is the trickiest step and takes a bit of fiddling. Pull one layer from the inside of the mouthpiece all the way to the hole you just made. Fold and move it around until you get a flute sound when you blow into it.



5. Cut as many fingering holes as you want.

Here are videos that show steps on how to make a flute:

[SIMPLE PAPER FLUTE](#)

[MAKE AND PLAY A PAPER FLUTE](#)

WRITING ACTIVITIES:

1. On pages 125-126, Geetha and her friends came up with many ideas to shape a better future (beach clean up, transportation revolution, help businesses become more eco friendly, change environmental policy).

MAKE a list of your own ideas on how you would make the world a better place.

PICK one of your ideas, and use Appendix A to write and illustrate "Reasons why I care".


TAKE your writing a step further: Search for your LOCAL REPRESENTATIVES and send them what you have written.

LOOK at these websites for other ideas on how you can be helpful.

[CLIMATE ACTION SUPERHEROES](#)

[BE A GREEN KID](#)

DRAW your own climate super hero.



Saving the animals from eating trash

2. Tear off all the chapter headings located on the sides of Appendix B, and place in a bowl/hat. Have each student choose one and write a poem/story inspired by the title chosen.

HAVE each student choose one and write their own poem/story inspired by the title they picked

LET'S DIVE DEEPER! Explore More

Check the **back matter** for a great list of resources on environment, bullying, and mental health challenges.

A few local/downeast Maine organizations:





- [GULF OF MAINE RESOURCE INSTITUTE](#) Portland
- [DOWNEAST INSTITUTE](#) Beal's Island
- [SHAW INSTITUTE](#) Blue Hill
- [ALLIED WHALE - MARINE MAMMAL STRANDINGS COLLEGE OF THE ATLANTIC](#), Bar Harbor
- [THE OCEANARIUM AND EDUCATION CENTER](#) Bar Harbor

Learn about Harp Seals:

- [HARP SEALS](#)

BACK MATTER: The back matter of a book can be full of information to broaden learning particularly in nonfiction books. This can include an index, glossary, historical information, author and illustrator information and other items.

LET'S READ MORE! Text to Text Connections



SAVE THE ENVIRONMENT



This is why I care about _____



SAFE HARBOR

Our Dreams

Thoughts twisting in
My Head

The Day (insert pet's
name) and I Met

Walk on the Beach

Secondhand Life

Skipping Stones

What My Family
Sees in Me

New Patterns

The Complaint

Strange Creature

As Lonely As Me


Common Ground

Superstitions

Up and Down

**CHAPTER
TITLE**

**WRITING
PROMPTS**



Safe Spaces

Hauled Out

Memory Store

Cafeteria

Building Hope

Not-So-Fresh Start

Blistering Anger

Finding Sanctuary at
School

Easier to be Angry
than Sad

Rhythms of the Sea

How much we
Throw Away

Weird Weather

Full of Promise

Suddenly Like the
Sun