


EXPLORE MORE BOOK GUIDE









Meet the illustrator

Matt Myers is the author and illustrator of *Hum and Swish*, *Dino Gro*, and *Children of the Forest*. Matt has illustrated many other books for children, including *Battle Bunny*, *Lily Leads the Way*, *A Dog Named Doug*, and the *The Infamous Ratsos* series. When he's not painting or writing, he likes to build things, dig in the dirt, and hang out with his chickens. Matt lives in Charlotte, North Carolina. You can find him online at MYERSPAINTS.COM, and on Instagram and Twitter @myerspains.



Read more from Matt:



EXPLORE MORE BOOK GUIDE

LET'S BEGIN! BEFORE READING THE BOOK

Use the Visual Thinking Strategy (VTS) questions below to orient readers, and to help guide a group discussion. Begin by taking a quiet moment to look closely at the book jacket, allowing time for observation and contemplation of the images.

- *What is going on in this picture?*
- *What do you see that makes you say that? (provide evidence)*
- *What more can we find?*

Watch this [VIDEO](#) for a quick VTS demo

HAVE QUESTIONS?

Please contact Alison Johnson at Island Readers & Writers, 207-460-6828 or ajohnson@islandreadersandwriters.org.

LET'S TALK! Discussion Questions

TAKING A CLOSER LOOK AT THE BOOK

Why did Alex change his book? How do you think he felt about the book before and after changing it?

Something to Think About:

- When is it okay to draw and write on books?
- Is this something you have ever done before?
- Did you get in trouble?

Watch this short [VIDEO](#) to host a conversation and get kids thinking about copyright and fair use.

STANDARDS Covered throughout this Explore More Book Guide:

SL.1. Prepare for and participate in conversations across a range of topics, types, and forums, building on others' ideas and expressing their own.

SL.2. Integrate and evaluate information presented in diverse media and formats, including point of view, reasoning, and use of evidence and rhetoric.

R.4. Read various texts closely to determine what each text explicitly says and to make logical inferences; cite specific textual evidence to support conclusions drawn from the texts.

R.5. Provide an accurate summary of various texts; determine the central idea(s) or theme(s) and analyze its development throughout each text.

R.6. Analyze how and why individuals, events, and ideas develop and interact over the course of a text.

R.9. Assess how perspective or purpose shapes the content and style of various texts.

LET'S CREATE (AND DO)! Book-Inspired Art

Get outside and play some old-fashioned games.

Alter the names and rules of old games to create new ones.

Red Rover (Battle Bunny, Birthday Bunny come over, come over)

Red Light Green Light (Advance & retreat or desist)

Mother May I - but rewrite the words (Battle Bunny May I...)

Battle Bunny tag (think blob tag or zombie tag)

EXPLORE MORE BOOK GUIDE

Let's Create!

1. Blackout poetry: Blackout poetry is when you take a written piece of text from a book, newspaper, or magazine and redact words in order to create your very own poetry!

How to do Blackout Poetry

1. Find a newspaper article and an old book or a magazine that you feel comfortable altering.
2. Skim the passage and keep your eye out for that eye-catching word that will guide the theme of your poem.
3. Read the poem in its entirety.
4. Make your final decisions and black out the rest of the poem!

"Blackout poetry allows people to interact with language in a whole new way. Poetry can be intimidating. Reading can be terrifying. But telling somebody that they can make a poem out of something—and there's nothing to stop them? That's powerful. Books aren't something we should be afraid of. We make them. We should be allowed to remake them." —Book Riot

Standard: L.3. Apply knowledge of language to understand how language functions in different contexts, to make effective choices for meaning or style in writing and speaking, and to comprehend more fully when reading or listening.

2. Your Planning Place: Birthday Bunny had a special thinking place, and Battle Bunny turned the special thinking place into the Evil Plan Place.

- Do you have a special place where you go and read or think?
- Where is it located?
- Draw a picture or make a diorama of your special place, real or imaginary.

»»»» Art Teacher Alert—Fun Project:

The forest animals get turned into forest zombies: **Badger, Bear, Squirrel, Crow, Turtle, Snakes, Killer bees.** Pick one and ask kids to make a sock puppet character or a mask and have them act out their lines.

LET'S DIVE DEEPER! Explore More

1. When the designers made the *Battle Bunny* cover, they made it resemble the popular Little Golden Book series from the 40s & 50s. You can read about them [HERE](#).

- How many do you recognize?
- Ever heard of *The Pokey Little Puppy*? In 1996 it was listed as the best-selling children's book of all time.

2. [BATTLE BUNNY CURRICULUM GUIDE](#) with aligned Common Core Standards.

3. The authors of *Battle Bunny* are [JON SCIESZKA](#) & [MATT BARNETT](#).

4. Mac and Jon [promo Battle Bunny](#).



EXPLORE MORE BOOK GUIDE

LET'S READ MORE! Text to Text Connections

