


EXPLORE MORE BOOK GUIDE

Activities, tools & resources for learning with this book!


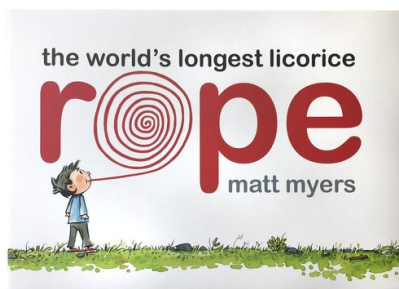





Meet the illustrator

Matt Myers is the author and illustrator of *Hum and Swish*, *Dino Gro*, and *Children of the Forest*. Matt has illustrated many other books for children, including *Battle Bunny*, *Lily Leads the Way*, *A Dog Named Doug*, and the *The Infamous Ratsos* series. When he's not painting or writing, he likes to build things, dig in the dirt, and hang out with his chickens. Matt lives in Charlotte, North Carolina. You can find him online at MYERSPAINTS.COM, and on Instagram and Twitter @myerspains.



Read more from Matt:



EXPLORE MORE BOOK GUIDE

LET'S BEGIN! BEFORE READING THE BOOK

Use the Visual Thinking Strategy (VTS) questions below to orient readers, and to help guide a group discussion. Begin by taking a quiet moment to look closely at the book jacket, allowing time for observation and contemplation of the images.

- *What is going on in this picture?*
- *What do you see that makes you say that? (provide evidence)*
- *What more can we find?*

Watch this [VIDEO](#) for a quick VTS demo

HAVE QUESTIONS?

Please contact Alison Johnson at Island Readers & Writers, 207-460-6828 or ajohnson@islandreadersandwriters.org.

LET'S TALK! Discussion Questions

TAKING A CLOSER LOOK AT THE BOOK

1. How would you describe Jamie to someone who has never met her? What words would you use to describe her?
2. Have you ever been so involved in a project that you felt like you did not want to talk to people or answer questions about your work? What were you work-ing on at the time?
3. The following quote comes from the book: "*Jamie and the sea and the woman are friends.*" Do you think it is true?
4. What do you think the author means when he says, "*The sea tells stories but it doesn't ask questions?*"
5. On the second to last page where you see Jamie's entire finished creation count how many items she used that came from nature and how many were man-made.
6. Were you surprised by the woman's painting on the last page? Why or why not?

STANDARDS

Covered throughout this Explore More Book Guide:

SL.1. Prepare for and participate in conversations across a range of topics, types, and forums, building on others' ideas and expressing their own.

SL.2. Integrate and evaluate information presented in diverse media and formats, including point of view, reasoning, and use of evidence and rhetoric.

SL.3 Present information and supporting evidence appropriate to task, purpose, and audience so listeners can follow the line of reasoning and incorporate multimedia when appropriate.

R.4. Read various texts closely to determine what each text explicitly says and to make logical inferences; cite specific textual evidence to support conclusions drawn from the texts.

R.5 Provide an accurate summary of various texts; determine the central idea(s) or theme(s) and analyze its development throughout each text.

R.6. Analyze how and why individuals, events, and ideas develop and interact over the course of a text.

R.8 Analyze the structure of various texts, including how the features and components relate to each other and the whole.

R.9. Assess how perspective or purpose shapes the content and style of various texts.

LET'S CREATE (and move)! Book-Inspired Art

Mix up this sand dough [RECIPE](#) and make your own creation.

[MAKE](#) a painting with water colors or tempura paint and add sand to your masterpiece.

Watch this [VIDEO](#), see if you can make your own sand paintings on a light box.

Explore different types of shells. Use this [ARTICLE](#) for 32 different craft ideas.

Think of the words, “*hum*” and “*swish*”. Look them up in a dictionary. What do the words mean? Are they the same or different? Try humming a song all the way through.

LET'S DIVE DEEPER! Explore More

Just for fun: A video on [Snail whispering](#)

LET'S READ MORE! Text to Text Connections

