

EXPLORE MORE BOOK GUIDE

Activities, tools & resources for learning with this book!


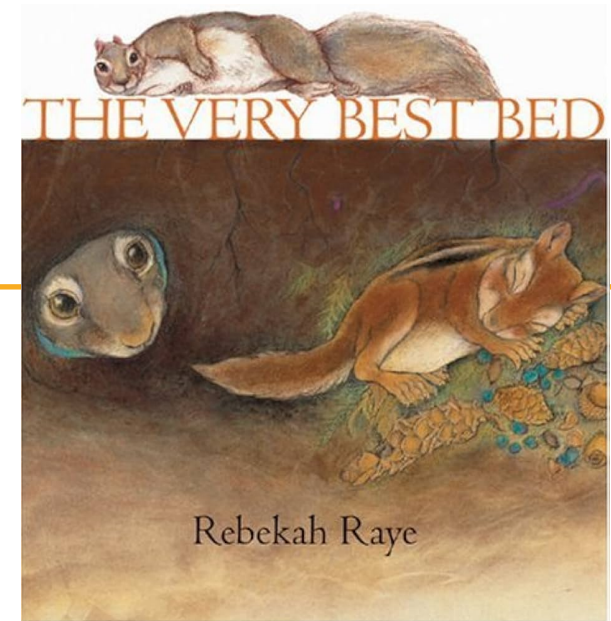
MEET REBEKAH



Artist, educator, author, Rebekah is a well-known painter and sculptor of animal art. She is the author and illus-trator of "The Very Best Bed," which won a Maine Literary Award from the Maine Publishers Alliance and "Bear-ly There," winner of the 2010 Moonbeam Children's Book Award. Most recently, Rebekah has illustrated "Swimming Home," (written by Susan Hand Shet-terly) and "The Secret Bay," (written by Kimberly Ridley), both featured books in IRW's community-wide program, Alewives: Small Fish, Big Impact.

A native of Tennessee, Rebekah lives in East Blue Hill, Maine, and interacts daily with animals domestic and wild, which provide in-spiration for her art. She also teaches workshops for adults and children.

Rebekah believes that ideas can become a reality, and students of every ability can express themselves through art. Everyone has their own special way of drawing, painting, and writing. With gentle and encouraging guidance, she draws out each student's special talent. For more, visit <http://www.rebekahraye.com>.



EXPLORE MORE BOOK GUIDE

LET'S BEGIN! BEFORE READING THE BOOK

Use the Visual Thinking Strategy (VTS) questions below to orient readers, and to help guide a group discussion. Begin by taking a quiet moment to look closely at the book jacket, allowing time for observation and contemplation of the images.

- *What is going on in this picture?*
- *What do you see that makes you say that? (provide evidence)*
- *What more can we find?*

Watch this [VIDEO](#) for a quick VTS demo

HAVE QUESTIONS?

Please contact Alison Johnson at Island Readers & Writers, 207-460-6828 or ajohnson@islandreadersandwriters.org.

LET'S TALK! Discussion Questions

The Very Best Bed

- ❖ Do animals really have beds? What else might it be called?
- ❖ Animals abide by the seasons and often store foods for winter. Does your family do this?
- ❖ What methods are used to preserve foods?
- ❖ When squirrel finally makes "the very best bed", he uses his tail to keep him warm. Are there any other animals in the book who might also use their tails to keep warm?

Thanks to the Animals

- ❖ Oral traditions are when families share traditions passed on from generation to generation. What are your favorite family stories or traditions?
- ❖ Animals have helped sustain human life in a variety of ways for many years. How do animals help sustain your life today?
- ❖ Are there local animals that you are thankful for?

STANDARDS Covered throughout this Explore More Book Guide:

SL.1. Prepare for and participate in conversations across a range of topics, types, and forums, building on others' ideas and expressing their own.

SL.2. Integrate and evaluate information presented in diverse media and formats, including point of view, reasoning, and use of evidence and rhetoric.

SL.3 Present information and supporting evidence appropriate to task, purpose, and audience so listeners can follow the line of reasoning and incorporate multimedia when appropriate.

R.4. Read various texts closely to determine what each text explicitly says and to make logical inferences; cite specific textual evidence to support conclusions drawn from the texts.

R.5 Provide an accurate summary of various texts; determine the central idea(s) or theme(s) and analyze its development throughout each text.

R.6. Analyze how and why individuals, events, and ideas develop and interact over the course of a text.

R.8 Analyze the structure of various texts, including how the features and components relate to each other and the whole.

R.9. Assess how perspective or purpose shapes the content and style of various texts.

R.10 Evaluate the argument and specific claims in various texts.

LET'S CREATE (AND DO)! Book-Inspired Art

The Very Best Bed

Make a diorama of an animal habitat in a small cardboard box. Be sure to include their “bed.”


What to do:

1. First, add background scenery to the bottom of the box. Then, stand the diorama up on its side before adding the figures and objects. You may use cut-out pictures of animal figures and objects, or build them from clay and other materials. Be creative, using any materials available to craft your animals (Ex: pine needles for antennae, pipe cleaners for legs, tiny rocks for eyes, etc.) If possible, add natural or crafted objects to your habitat to make it look realistic. Glue the objects to the box so they won't fall when the diorama is carried. Don't forget to include facts that you learn about your animal to share with others!

Simply Draw

What to do:

1. Learn as much as you can about where an animal sleeps and then draw your “very best” version of their bed!



LET'S CREATE (AND DO)! Book-Inspired Art

Thanks to the Animals

Animals Mix & Match



Den



Lodge



Dirt Pile



Nest



Hole in Tree




Patted down Grass

Mole



Chickadee



Beaver



Fawn



Black Bear



Raccoons



LET'S DIVE DEEPER! Explore More

Funny ways that animals sleep video from National Geographic: <https://www.youtube.com/watch?v=8JsZkfmPJko>

Why do animals sleep? Video from The Atlantic:
<https://www.theatlantic.com/video/index/549035/how-animals-sleep/>

To hear Allen Sockabasin tell the story of, *"Thanks to the Animals,"* in Passamaquoddy click the link below:
<https://www.youtube.com/watch?v=JnR04bwRic4>

Retelling resource to enhance oral fluency

LET'S READ MORE!

Text to Text Connections

