

EXPLORE MORE BOOK GUIDE

Activities, tools & resources for learning with this book!

Meet the authors and illustrator




Not only is John Rocco a #1 *New York Times* bestselling author and illustrator of many books for children, he has also been an art director in the entertainment industry for many years. Before embarking on full time work as an author/illustrator, he worked as an art director in movies, on television, at theme parks and museums. He enjoyed every minute of it, but... above all...**he loves books!**

Visit his [WEBSITE](#).



Haley Rocco is an award winning author, conservationist and photographer who loves writing children's books. Hayley was encouraged to write and draw by her 2nd and 3rd grade teacher. When not writing children's books, Hayley loves learning all about the world around her by exploring nature, swimming, traveling, and photographing animals, whether in their natural habitat or at a zoo.

Visit her [WEBSITE](#).



John Rocco, along with his wife, Hayley Rocco, have co-founded [CHILDREN'S BOOK CREATORS FOR CONSERVATION \(CBCC\)](#) – a collective of children's book authors and illustrators who support conservation efforts with the mission to partner with conservation organizations like [WILD TOMORROW](#). Recently, John and Hayley were made official ambassadors for Wild Tomorrow. Read about it [HERE](#).

"If we take care of nature, nature will take care of us." In the words of Sir David Attenborough

EXPLORE MORE BOOK GUIDE

LET'S BEGIN! BEFORE READING THE BOOK

Use the Visual Thinking Strategy (VTS) questions below to orient readers, and to help guide a group discussion. Begin by taking a quiet moment to look closely at the book jacket, allowing time for observation and contemplation of the images.

- *What is going on in this picture?*
- *What do you see that makes you say that? (provide evidence)*
- *What more can we find?*

Watch this [VIDEO](#) for a quick VTS demo

HAVE QUESTIONS?

Please contact Alison Johnson at Island Readers & Writers, 207-460-6828 or ajohnson@islandreadersandwriters.org.

SIR DAVID ATTENBOROUGH

"It's surely our responsibility to do everything within our power to create a planet that provides a home not just for us, but for all life on Earth."

— Sir David Attenborough



Photograph of Sir David Attenborough seated at the Great Barrier Reef, taken for his Great Barrier Reef series.

STANDARDS

Covered throughout this Explore More Book Guide:

SL.1. Prepare for and participate in conversations across a range of topics, types, and forums, building on others' ideas and expressing their own.

SL.2. Integrate and evaluate information presented in diverse media and formats, including point of view, reasoning, and use of evidence and rhetoric.

SL.3. Present information and supporting evidence appropriate to task, purpose, and audience so listeners can follow the line of reasoning and incorporate multimedia when appropriate.

R.4. Read various texts closely to determine what each text explicitly says and to make logical inferences; cite specific textual evidence to support conclusions drawn from the texts.

R.5. Provide an accurate summary of various texts; determine the central idea(s) or theme(s) and analyze its development throughout each text.

R.6. Analyze how and why individuals, events, and ideas develop and interact over the course of a text.

R.8. Analyze the structure of various texts, including how the features and components relate to each other and the whole.

R.9. Assess how perspective or purpose shapes the content and style of various texts.

R.10. Evaluate the argument and specific claims in various texts.

L

.3. Apply knowledge of language to understand how language functions in different contexts, to make effective choices for meaning or style in writing and speaking, and to comprehend more fully when reading or listening.

Emphasis on Poetry



1926 – Born in Isleworth, West London

1947 – Graduates from Clare College, Cambridge, with a degree in Natural Sciences.

1952 – Joins the **BBC** as a trainee producer.

1954–1963 – Writer, presenter, sound-recordist and producer for landmark series **ZOO QUEST** (first episode - December 21, 1954)

1963 – Presents *Attenborough and Animals*, his first children's series.

1965 – **INTRODUCTION OF COLOUR TV** – Appointed Controller of new channel BBC Two.

1973 – Resigns from full-time position to return to film-making.

1974 – David Attenborough receives a CBE, becoming a Commander of the Order of the British Empire.

1979 – **LIFE ON EARTH**

1985 – David Attenborough receives a knighthood from HM Queen Elizabeth II and becomes 'Sir David Attenborough'.

2000 – Attenborough poses the question, why is there an environmental crisis? And investigates the science behind the debate in the three-part documentary

series *State of the Planet*.



2006 – Narrates *Planet Earth*, a groundbreaking series filmed in high definition - and the most expensive documentary series ever made.

2007 – Presents two films entitled *The Truth about Climate Change* to discuss what he believes to be the man-made problem of global warming.

2010 – *First Life* uses the latest fossil evidence and advanced **CGI** (computer-generated imagery) to explore the earliest known, complex organisms.

2012 – David Attenborough celebrates 60 Years in the Wild with a three-part television series plus a Natural World special: **ATTENBOROUGH'S ARK**.

2013 – A documentary "Narrates Africa" uses the latest HD (High-Definition) camera which made it easier to adapt the lighting and capture the natural beauty of the African continent


2014 – Behind the closed doors of London's natural history museum Attenborough uses cutting edge CGI to bring his favorite extinct animals back to life, in *David Attenborough's Natural History Museum Alive*.



2015 – Revisiting **AUSTRALIA'S GREAT BARRIER REEF**, Attenborough drives deep beneath the waves in a state of the art Triton submersible in three-part documentary *Great Barrier Reef with David Attenborough*.

2016 – Celebrates his **90TH BIRTHDAY** on 8 May.

2016 – **BABY HAWKSBILL TURTLES** are deterred due to light pollution and must be rescued by the crew.



2019 – **OUR PLANET | FROZEN WORLDS** - on the unforgiving frontier of climate change, polar bears, walruses, seals and penguins find their icy Edens in peril.

2020 – The documentary *A Life on our Planet* was released on Netflix.

2021 – David Attenborough was a **KEY SPEAKER** at the opening ceremony of the UN Climate Change Conference held in Glasgow, Scotland.

Humans are the greatest problem solvers to have existed on earth...In my lifetime I've witnessed a terrible decline. In yours, you could and should witness a wonderful recovery.

– Sir David Attenborough

2022 – Attenborough was **KNIGHTED** for a second time and recognized as **CHAMPION OF THE EARTH** by the United Nations Environment programme.



LET'S TALK!

DISCUSSION QUESTIONS

How did the work of David Attenborough change the way humans view their place in the natural world?

1. Think about this quote from David, "If we take care of nature, nature will take care of us." What do you think he meant by this? Do you agree? How can you take care of nature?
2. After watching some of the videos linked in the timeline on page 2., discuss your favorite. Why did you like it? Was anything disturbing to you?
3. Is there a wild animal or place that you are passionately curious about? What is the animal or where is the location and why has it piqued your interest?
4. David talks about the loss of "wild places" and the need to "rewild" the world. Discuss your local habitat with your peers. Do you still have wild places nearby? What does wild mean to you?
5. Have you ever considered being a vegetarian? Why or why not?
6. This book states that there are 8.7 million types of animals on planet Earth. Does that surprise you? How many can you name? How many have you seen?

LET'S CREATE (AND DO)! Book-Inspired Art

1. Planet Earth Painting



Supplies needed:
black paper,
cardboard circle (like
cake rounds),
blue, green, and
white paint,
paint brushes


Directions: With all supplies near you, start by cutting a circle out of cardboard, cover the cardboard circle with blue, green and white paints. This will represent Earth. Pick it up carefully by the edges and flip it over onto the center of the black paper. After this dries, use a small paintbrush or Q-Tip to paint stars and planets all around the Earth.

2. David had numerous animals and plants named after him. Design your own "new species" and name it for yourself. Draw and color your creation! Watch [NAME THIS CREATURE](#).

7 MAJOR LEVELS OF CLASSIFICATION

| |
|---------|
| Kingdom |
| Phylum |
| Class |
| Order |
| Family |
| Genus |
| Species |

3. Look up famous conservationists, examples on this [WEBSITE](#). Make a Venn Diagram comparing their similarities and differences. Where do they overlap? Look for more inspirational people doing good in your area!
4. Imagine you had your own T.V. show. What type of show would you produce? Choose a cause that you would like to champion and make a video as though you were David Attenborough. *Ideas are:* endangered species, deforestation, overfishing, pollution, and extreme weather events, (flooding, wildfires, wind, blizzards). Use the [BREAKING NEWS TEMPLATE](#) in appendix A to report your own newscast.



5. Young David Attenborough found an ammonite fossil while exploring near his home. This discovery may have ignited his love of the natural world. Have you ever seen an ammonite fossil? Look up facts about these ancient creatures. Find out when they lived, how they moved, what they ate, and other things. Try making one out of clay.



6. David liked to collect things like rocks and fossils. If you were to make a collection of anything what would it be? Start your collection by making a display of some kind, use a box or shelf or even a notebook depending on what you are collecting. Make labels that tell where you found it with the date and what type it is.
7. **LET'S TAKE ACTION!** Research Maine representatives. Write a letter to lawmakers, congresspersons using the blank template in [APPENDIX B](#).

While facts are important, why YOU feel strongly about the issue is what they want to hear!

LET'S DIVE DEEPER! [Explore More](#)

[DAVID ATTENBOROUGH: A LIFE ON OUR PLANET](#) | Official Trailer

[MEET THE WILD THINGS](#) website featuring all of the Rocco's conservation focused books

[SUPPORT FAUNA & FLORA](#) and help protect the diversity of life on earth, for the survival of the planet and its people.

[NATURE CONSERVANCY](#)


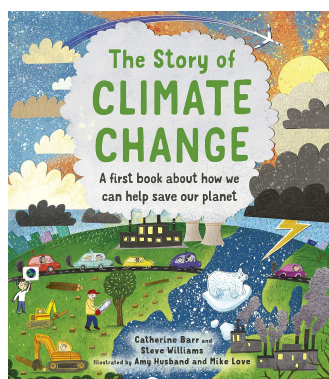


[WORLD LAND TRUST](#)

[CLEAN AIR ACT](#)

[EARTH DAY](#)

[ANIMALS AND PLANTS NAMED AFTER SIR DAVID ATTENBOROUGH](#) - Discover Wildlife

LET'S READ MORE! Text to Text Connections



BREAKING NEWS

Imagine you were anchoring your own news show. Use the question words below to report your story. Grab your pretend microphone and let the world know!

LET YOUR IMAGINATION RUN WILD

| | | |
|-------|-------|--------|
| Who? | What? | Where? |
| | | |
| When? | Why? | How? |
| | | |



Template: letter to Congressperson

Subject: Urgent request regarding [Specific Issue]

Dear Congressperson [Congressperson's Name],

I am writing to you today as a concerned citizen from [Your District] to express my strong support for [Briefly explain the issue and why it is important to you, including personal anecdotes if relevant].

I believe that [Specific action you want the Congressperson to take, like supporting a bill, voting a certain way, or investigating further] is important to address [Key concern related to the issue].

Thank you for your time and consideration and listening to my concern.

Sincerely,

[Your Name]

[Your Address]

[Contact Information]



A series of horizontal lines for writing, spanning the width of the page. The lines are evenly spaced and extend across the entire width of the page, from the left margin to the right margin. There are 20 horizontal lines in total, providing a structured area for text entry.