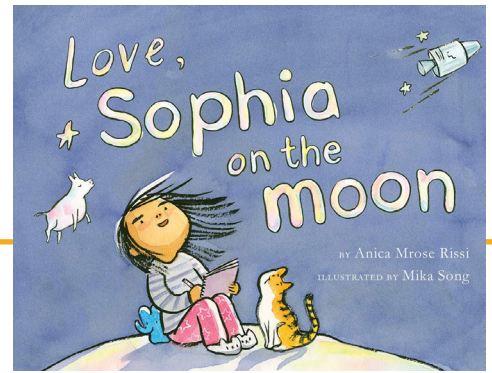


EXPLORE MORE BOOK GUIDE

Activities, tools & resources for learning with this book!



Meet the author Anica Mrose Rissi

Anica Mrose Rissi is the award-winning author of more than a dozen books for kids and teens, including picture books, chapter books, middle grade, and YA. Anica grew up in Maine and spent many years in New York City, where she worked as an executive editor in children's book publishing. She currently lives in central New Jersey with her very good dog, Sweet Potato.

Find out more at ANICARISSI.COM

Read more from Anica:



Meet the illustrator Mika (Mee-kah) Song

Mika Song makes children's books about sweetly funny outsiders. She started making comics for friends when she was very young. Mika has always loved reading and as a kid her favorite was picture books. She loved the art inside them. When she became older and started working, she realized that picture books combine her two favorite things, words and drawings and she then decided that she wanted to try making them.

Find out more at MIKASONGDRAWS.COM

Read the Norma and Belly Series.



EXPLORE MORE BOOK GUIDE

LET'S BEGIN! BEFORE READING THE BOOK

Use the Visual Thinking Strategy (VTS) questions below to orient readers, and to help guide a group discussion. Begin by taking a quiet moment to look closely at the book jacket, allowing time for observation and contemplation of the images.

- *What is going on in this picture?*
- *What do you see that makes you say that? (provide evidence)*
- *What more can we find?*

Watch this [VIDEO](#) for a quick VTS demo

HAVE QUESTIONS?

Please contact Alison Johnson at Island Readers & Writers, 207-460-6828 or ajohnson@islandreadersandwriters.org.

LET'S TALK!

DISCUSSION QUESTIONS

1. The story begins on the title page. What happened to make Sophia want to move to the moon?
2. Sophia's mom says she hopes she is still making wishes on the moon, what wishes would you make?
3. Look closely at the front, the back, and the end pages. What do you notice and why do you think the illustrator, Mika Song made them this way?
4. If you were to take an imaginary trip, where would you go and why?

LET'S CREATE (and move)! Book-Inspired Art

- On the last page we see that Sophia's new friend, Frurgbert, came back to Earth with her. He seems to be writing a letter back to the cows on the moon. **Finish writing the letter**; what will you tell the cows about Earth?

- **Draw a picture** of you and all the creatures you would want to meet on the moon.
- **Write to a Pen pal.**

PEN PAL:

people who regularly write to each other, particularly via postal mail

STANDARDS

Covered throughout this Explore More Book Guide:

SL.1. Prepare for and participate in conversations across a range of topics, types, and forums, building on others' ideas and expressing their own.

SL.2. Integrate and evaluate information presented in diverse media and formats, including point of view, reasoning, and use of evidence and rhetoric.

SL.3 Present information and supporting evidence appropriate to task, purpose, and audience so listeners can follow the line of reasoning and incorporate multimedia when appropriate.

R.4. Read various texts closely to determine what each text explicitly says and to make logical inferences; cite specific textual evidence to support conclusions drawn from the texts.

R.5 Provide an accurate summary of various texts; determine the central idea(s) or theme(s) and analyze its development throughout each text.

R.6. Analyze how and why individuals, events, and ideas develop and interact over the course of a text.

R.8 Analyze the structure of various texts, including how the features and components relate to each other and the whole.

R.9. Assess how perspective or purpose shapes the content and style of various texts.

- **Finger Play,**
“If you’re going to the
Moon...” to tune of:
“If you’re happy and
you know it”

If you’re going to the moon, wear your boots, (stomp, stomp)
If you’re going to the moon, wear your boots, (stomp, stomp)
If you’re going to the moon, this is what you have to do,
If you’re going to the moon, wear your boots, (stomp, stomp)

Additional Verses:

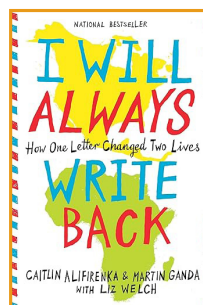






If you’re going to the moon, wear your gloves (clap, clap)...
If you’re going to the moon, wear your helmet (pat, pat)...

- Watch this [VIDEO](#) and **learn to Moonwalk!**

LET’S DIVE DEEPER! Explore More

1. [READ ALOUD](#) by illustrator Mika Song
2. [HOW TO WRITE A FRIENDLY LETTER](#)
3. [READ FACTS ABOUT THE MOON](#) from the National Geographic

LET’S READ MORE! Text to Text Connections



Mentor text for teachers.