


# EXPLORE MORE BOOK GUIDE


Activities, tools & resources for learning with this book!



## Meet Minguansis Sapiel

Minguansis Sapiel is a member of the Passamaquoddy Tribe from Sipayik, one of the two Passamaquoddy reservations in Maine that are part of the Wabanaki Confederacy. She belongs to the Seagull Clan and grew up overlooking Passamaquoddy Bay. As a child, she loved the ocean—playing on the beach and listening to stories about the Little People, a legendary community of tiny beings. She later shared these stories with her own children, taking them to explore the shore together. Their time inspired her to write a story that would eventually become a book. She holds a master’s degree in social work and is passionate about building relationships with others.

Read another book from Minguansis:



# EXPLORE MORE BOOK GUIDE

## LET'S BEGIN!

Before reading the book...

Use the Visual Thinking Strategies (VTS) below to orient readers, and to help guide a group discussion. Begin by taking a quiet moment to look closely at the book jacket, allowing time for observation and contemplation of the images.

- What is going on in this picture?
- What do you see that makes you say that? (provide evidence)
- What more can we find?

Watch this [VIDEO](#) for a quick VTS demo. If you have any questions please email Alison Johnson at Island Readers & Writers, [ajohnson@islandreadersandwriters.org](mailto:ajohnson@islandreadersandwriters.org).

## LET'S TALK!

### Discussion Questions

1. What does it mean to be respectful of the land?
2. What can you do to learn about and respect a culture different from your own?
3. How would you feel, and what would you do, if you heard a voice yelling and saw tiny red eyes looking at you while playing on a beach?
4. What does it mean to “hold a story,” as the Little People do for the Passamaquoddy?
5. What is a myth? Why do you think people began to believe the Little People story was a myth?
6. If you were going on a field trip, what games might you play with classmates?

## STANDARDS

Covered throughout this  
Explore More Book Guide:

*SL.1. Prepare for and participate in conversations across a range of topics, types, and forums, building on others' ideas and expressing their own.*

*SL.2. Integrate and evaluate information presented in diverse media and formats, including point of view, reasoning, and use of evidence and rhetoric.*

*SL.3. Present information and supporting evidence appropriate to task, purpose, and audience so listeners can follow the line of reasoning and incorporate multimedia when appropriate.*

*R.4. Read various texts closely to determine what each text explicitly says and to make logical inferences; cite specific textual evidence to support conclusions drawn from the texts.*

*R.5. Provide an accurate summary of various texts; determine the central idea(s) or theme(s) and analyze its development throughout each text.*

*R.6. Analyze how and why individuals, events, and ideas develop and interact over the course of a text.*

*R.8. Analyze the structure of various texts, including how the features and components relate to each other and the whole.*

*R.9. Assess how perspective or purpose shapes the content and style of various texts.*

*R.10. Evaluate the argument and specific claims in various texts.*

*Emphasis on History*

## LET'S CREATE!

### Book-Inspired Art

#### 1. Sunrise/Dawn Painting:

Try creating your own illustrations using watercolors and sand. Explore how the textures mix—sprinkle sand on wet paint, layer colors, or use different art materials.

#### 2. Upcycled Art:

When the girls in the book realize they left trash behind, they return to clean it up. Organize a cleanup of a beach or another outdoor space, and use the collected items to create recycled sculptures or artwork. Check out the example below.



At Island Readers & Writers' partner school, Beals Elementary, the art teacher and students created sea creatures using debris collected during a local beach cleanup. Their artwork highlighted the amount of trash on their beach and showed how recycled materials can be transformed into art with a powerful message.

#### 3. Language Learning:

Learn some words of the Passamaquoddy language. There is a glossary in the **back matter** of the book. You can also check out the [PASSAMAQUODDY LANGUAGE PORTAL](#).

**BACK MATTER:** full of information to broaden learning particularly in nonfiction books. This can include, an index, glossary, historical information, author and illustrator information, and other items.

#### 4. Beach Jewelry:

Try making jewelry out of shells and beach glass.

- Use self-drying clay and press it flat into the desired shape.
- Then, press the collected beach items into the clay to create your design.
- Add a hole through the top.
- When dry, add a string to make a necklace.
- You can glue items on if they do not stay in the clay.



## 5. Land Stewardship:

Learn how to be a good land steward. Watch [A TREE ON THE WATER - PASSAMAQUODDY STORY](#) and talk with your peers about how to take care of your local environment.

**Stewardship** is the job of supervising or taking care of something.

**Land Stewardship** is the collective responsibility to carefully and responsibly manage the land to ensure the quality and abundance of our land, air, water, and biodiversity.

## LET'S DIVE DEEPER!

Explore More

Websites to visit

[WWW.PASSAMAQUODDY.COM](http://WWW.PASSAMAQUODDY.COM)

[WWW.WABANAKI.COM](http://WWW.WABANAKI.COM)

[WAX RECORDING INFORMATION](#)




Clips from PBS movies about Passamaquoddy issues:

[NATIVE AMERICA](#) | [LANGUAGE PROTECTORS](#) | [SEASON 2](#) | [PBS](#)

[FROM CHURCH TO MEMORIAL IN PASSAMAQUODDY](#) | [SEASON 2](#) | [PBS](#)

## LET'S READ MORE!

Text to Text Connections



Click Logo  
for book  
resources

EXPLORE  
MORE BOOK  
GUIDE