


# EXPLORE MORE BOOK GUIDE

Activities, tools & resources for learning with this book!






## Meet Evan Griffith

Evan Griffith is an award-winning author who studied creative writing at the University of North Carolina at Chapel Hill and received his MFA in Writing for Children at the Vermont College of Fine Arts where he now serves as faculty. He often teaches writing classes and enjoys mentoring writers of all ages. He lives in Austin, Texas with a mischievous tuxedo cat and several overflowing bookshelves.

Learn more about Evan [ONLINE](#).

Read more from Evan:

Click the Explore More Book Guide icon below selected titles to view its resources on our website.



**EXPLORE  
MORE BOOK  
GUIDE**

# EXPLORE MORE BOOK GUIDE

## LET'S BEGIN!

Before reading the book...

Use the Visual Thinking Strategies (VTS) below to orient readers, and to help guide a group discussion. Begin by taking a quiet moment to look closely at the book jacket, allowing time for observation and contemplation of the images.

- What is going on in this picture?
- What do you see that makes you say that? (provide evidence)
- What more can we find?

Watch this [VIDEO](#) for a quick VTS demo. If you have any questions please email Alison Johnson at Island Readers & Writers, [ajohnson@islandreadersandwriters.org](mailto:ajohnson@islandreadersandwriters.org).

## ANY FUTURE SCIENTIST WOULD LOVE THIS BOOK!

### LET'S TALK!

#### Discussion Questions

1. What challenges did Jeanne face because she was a female scientist in the 1800s? Would those challenges still be true now?
2. If Jeanne had not created the aquarium, how might that have changed the way we study marine animals today?
3. Have you ever faced a challenge when you wanted to learn or try something new? How did you handle it?
4. Have a group discussion about all the information in the book's back matter.

#### Through participation in this program, students will:

- Deepen their understanding of environmental issues through stories, author visits, and hands-on learning activities.
- Explore how literature connects to the real world, especially around topics like environmental stewardship and conservation.
- Improve reading, writing, and vocabulary skills by engaging with high-quality books and participating in author-led discussions.
- Learn about the writing process directly from authors, including how to write in verse and conduct research for nonfiction books.
- Build visual literacy skills by examining how illustrations help tell a story, express emotions, and support understanding of the text.

## STANDARDS

Covered throughout this Explore More Book Guide:

*SL.1. Prepare for and participate in conversations across a range of topics, types, and forums, building on others' ideas and expressing their own.*

*SL.2. Integrate and evaluate information presented in diverse media and formats, including point of view, reasoning, and use of evidence and rhetoric.*

*SL.3. Present information and supporting evidence appropriate to task, purpose, and audience so listeners can follow the line of reasoning and incorporate multimedia when appropriate.*

*R.4. Read various texts closely to determine what each text explicitly says and to make logical inferences; cite specific textual evidence to support conclusions drawn from the texts.*

*R.5. Provide an accurate summary of various texts; determine the central idea(s) or theme(s) and analyze its development throughout each text.*

*R.6. Analyze how and why individuals, events, and ideas develop and interact over the course of a text.*

*R.8. Analyze the structure of various texts, including how the features and components relate to each other and the whole.*

*R.9. Assess how perspective or purpose shapes the content and style of various texts.*

*LS1: From Molecules to Organisms: Structures and Processes*

*LS3: Heredity: Inheritance and Variation of Traits*

*ESS1: Earth's Place in the Universe*

5. Jeanne showed traits such as:

***courage, curiosity, persistence, and perseverance.***

Which trait do you admire most and why?

**Perseverance:**

persistence in doing something despite difficulty or delay in achieving success.

**LET'S CREATE!**

**Book-Inspired Art**



1. Use Appendix A to make a word web of sea creatures. Then pick one of your animals and write a silly, made-up story about it.

2. Repurpose a cereal box into a decorative aquarium using a few craft supplies. You can fill the diorama with paper fish, pipe cleaner seaweed, and other creative embellishments.

**Suggestion:** View ideas on IRW's City Fish Country Fish [BOOK GUIDE](#).

**Materials:**

- Cereal box
- Scissors
- Tape or glue gun
- String or fishing line
- Colored paper (blue, green, various colors for fish)
- Crayons, markers, or paint
- Optional: Googly eyes, pipe cleaners, sand, small pebbles, or shells



3. Create your own “Power Poster”:

Make a list of words that you find empowering from the story (e.g., curiosity, courage, determination). Choose your favorite and make a poster illustrating how this word connects to you.

**Extension:** Connect everyone’s power poster to create a **CLASSROOM POWER QUILT!**

4. Writing prompt: “If I invented something, it would be...” Add details explaining why you would want to create this invention, how would you use it, and how it would change the world.

## LET'S DIVE DEEPER!

### Explore More




1. Check out this extra [EDUCATOR'S GUIDE](#) from the School Library Journal.
2. Who is [JEANNE VILLEPREUX-POWER](#)?
3. **READ ALOUD:** At the end of the book, author Evan Griffith hopes his story will inspire you to explore things you're curious about and discover new ways to learn about the world around you.

Activity Extension: Explore and research the different jobs associated with the readers from this read aloud.

---

## LET'S READ MORE!

### Text to Text Connections



Click logo for  
book resources

**EXPLORE  
MORE BOOK  
GUIDE**

