

Storytime Guide:

Brown Bear, Brown Bear What Do You See? by Bill Martin Jr./ Eric Carle

Let's Read Together!

Ask questions as you read:

- As you turn the pages, ask your child “What animal do you see? What color is it?”
- Before turning the page, ask your child to predict what animal they will see or ask what animal they would like to see.

More Ideas:

- Encourage your child to make the sounds the animals make and say the repeated words in the story with you.
- Point to the words as you read so your child starts to make the connection between what you say and the text on the page

Let's Talk!

Rhymes and fingerplays are not only fun but help build **phonological awareness** which is an important skill for learning how to read. Try some of these with your child:

- Tell your child about the rhyming words in the story. Talk about other words that rhyme.
- Invite your child to retell the story in their own words. Can they tell the story in the correct sequence?

Two Little Black Bears

Sung to Two Little Blackbirds.

“Two little black bears sitting on a hill.” (*Hold up your pointer finger on each hand.*)

“One named Jack, the other named Jill.”

“Run away Jack, run away Jill.” (*Put one hand at a time behind your back*)

“Come back Jack, come back Jill.” (*Bring one hand at a time back in front of you*)

“Two little black bears digging in the snow.” (*make digging motions*)

“One named fast, the other named slow.”

“Run away fast, run away slow.” (*same as above*)

“Come back fast, come back slow.”

“Two little black bears feeling very proud.”

“One named quiet, the other named loud.” (*repeat run away and come back*)



REPEAT READS

When your child asks to read the same book over and over—that’s a good sign! Young children learn from repetition.

WORDS TO KNOW


Phonological awareness is the ability to hear and play with sounds in spoken language. Singing songs and nursery rhymes helps build this skill.

Let's Create & Play!

- **Move like the Animals!** Jump like a frog, stomp like a bear, fly like a bird.
- **Have a Teddy Bear Picnic.** Bring a favorite bear for a snack. Set up a blanket picnic style inside or outside.
- Do the **“Brown Bear Rap.”** with Miss Nina on YouTube. Find it on YouTube here <https://tinyurl.com/4hxm335x>
- Play **Hide and Seek** with a teddy bear.
- Play **“I Spy”** when you aren't reading the book. Choose something you see and say “I spy something RED!” or whatever color it is. If your child points to something red, invite them to say what they see. Encourage words rather than just pointing.

More to Explore

If you liked this book, we think you'll like these too! Ask a librarian at your local library to help you find them.




Polar Bear, Polar Bear What Do You Hear? by Bill Martin Jr., illus. by Eric Carle


We're Going on a Bear Hunt
Michael Rosen Helen Oxenbury



We're Going on a Bear Hunt by Michael Rosen, illus. by Helen Oxenbury



From Head to Toe by Eric Carle



Bear Sees Colors by Karma Wilson, illus by Jane Chapman

Maine's Early Learning Standards

Reading with your child helps prepare them for school while also supporting early learning standards


Language and Literacy

Your child...

- holds a book correctly, turns one page at a time.
- retells familiar stories using both storybook language and pictures.
- makes predictions about what will happen next.
- recognizes and produces rhyming words.
- with guidance and support begins to speak audibly to express thoughts feelings and ideas.

Approaches to Learning and Play

- participates in a variety of rhythmic and creative movement activities.



Island Readers & Writers started **Forever Books** to support young children & their families so that they can build a strong foundation for reading & a love of books!

We hope you enjoyed this guide! You can learn more about Forever Books by visiting islandreadersandwriters.org/forever-books

Forever Books is supported by The Nancy Fund, established through Nancy B. Putnam's legacy gift.

