

Storytime Guide:

Hello Hello, by Brendan Wenzel

Let's Read Together!

Ask questions as you read:

- How many animals are on this page? What colors do you see?
- Which animal would you like to be and why?
- Can you move like an animal on the page or make a sound they would make?
- Look at the animals on each page closely. How are they the same? How are they different?

More Ideas

- Do a "Picture Walk!" Create excitement by flipping through the pictures before you begin.
- Let your child turn the pages.
- Your child can help you "read" by saying "Hello!" along with you.
- Use facial expressions, talk louder or softer, and be excited as you read.

Let's Talk!

Rhymes and fingerplays are not only fun but help build **phonological awareness** which is an important skill for learning how to read. Try some of these prompts with your child:

- Point out words that rhyme in the story and have your child repeat them. Ask if they know any other words that rhyme with those words.
- Talk about some of the animals in the book. Children may be familiar with some of them, and curious to know more about others.
- Play "I Spy" by describing an animal on the page and asking your child to point to it or name it.

What the Animals Do

We'll hop, hop, hop like a bunny
(*hold up two fingers like bunny ears*)

And run, run, run like a dog.
(*pump arms like running*)

We'll walk, walk, walk like an elephant
(*one hand in front of the other*)

And jump, jump, jump like a frog.
(*jump up and down*)

We'll swim, swim, swim like a goldfish
(*swimming motions with arms*)

And fly, fly, fly like a bird
(*flying motions with arms*)



REPEAT READS

When your child asks to read the same book over and over—that's a good sign! Young children learn from repetition.

WORDS TO KNOW


Phonological awareness is the ability to hear and play with sounds in spoken language. Singing songs and nursery rhymes helps build this skill.

Let's Create & Play!


- Play animal charades!
- Make animal collages with pictures cut out from magazines or an animal collage from torn paper.
- Draw an animal “jumble” picture by combining features from different animals.
- Play “Farmer Says” or “Zookeeper Says” (like Simon Says with animals)
- Sing “Old MacDonald Had a Farm” or “B-I-N-G-O”
- Play the Rhyme Dance: Stand and face each other. Say two words. If they rhyme, they get to do a silly dance move. If they don't, stand still as a statue.
- Play “I Spy ,”exploring the sounds that letters make using the animals in the book. As you are looking at the pictures, choose an animal and say “I Spy something that starts with the /t/ sound.” This is a fun game that you can play anywhere!

More to Explore


If you liked this book, we think you'll like these too! Ask a librarian at your local library to help you find them.



Good Night, Gorilla by Peggy Rathmann



Hooray for Birds! by Lucy Cousins



Brown Bear Brown Bear What do You See? by Bill Martin Jr.,
ills. by Eric Carle



Let's Be Bees, by Shawn Harris

Maine Early Learning Standards

Reading with your child helps prepare them for school while also supporting early learning standards


Language and Literacy

Your child...

- holds a book correctly, turns one page at a time.
- actively engages with texts read aloud.
- demonstrates enjoyment of rhyme in in nursery rhymes and simple stories.
- with guidance and support begins to speak audibly to express thoughts feelings and ideas.

Approaches to Learning and Play

- participates in a variety of rhythmic and creative movement activities.



Island Readers & Writers started **Forever Books** to support young children & their families so that they can build a strong foundation for reading & a love of books!

We hope you enjoyed this guide! You can learn more about Forever Books by visiting islandreadersandwriters.org/forever-books

Forever Books is supported by The Nancy Fund, established through Nancy B. Putnam's legacy gift.

