



Storytime Guide:

Not a Box, by Antoinette Portis

Let's Read Together!

Ask questions as you read:

- What else could a box be? A building? An animal?
- Why do you think the book is called *Not a Box*?
- If you were sitting in the box, what would you pretend it was?
- What do you think the bunny will do with the box?

More Ideas:

- The bunny repeats himself saying "It's not a box." Say "it's not a box" out loud together on those pages.
- Let your child turn the pages.
- On the rabbit pages, have your child trace the black box shape with their finger. Talk about what the rabbit added in red.
- Use facial expressions, talk louder or softer, and be excited as you read.

Let's Talk!

Rhymes and fingerplays are not only fun but help build **phonological awareness** which is an important skill for learning how to read. Try some of these fingerplays with your child:

Here is a Box

Pretend your hand is a box with an animal inside.

"Here is a box." (*Hold out fist.*)

"Put on the lid." (*Put hand on top of fist*)

"I wonder whatever inside is hid?"

(*Make an animal noise.*)

"It must be a ... (*Say the name of the animal*), without a doubt!"

Open the box and let it out! (*Open hands.*)

Repeat with all sort of animals and let your child take a turn making a noise and letting you guess what's in the "box!"

Jack in the Box

"This is Jack..." (*Make a fist with your thumb up.*)

"...in a box..." (*Put your other hand on top like a lid.*)

"...Open the lid and out Jack pops!"



REPEAT READS

When your child asks to read the same book over and over—that's a good sign! Young children learn from repetition.

WORDS TO KNOW





Phonological awareness is the ability to hear and play with sounds in spoken language. Singing songs and nursery rhymes helps build this skill.

Let's Create & Play!

- **Play Mystery Box.** Place an item in a box but don't let your child see. Give clues and let them guess what's in the box. Take turns selecting items and giving clues. Here is the link to the song on YouTube: <https://tinyurl.com/37ycaht>
- **Build a reading castle or nook out of a large box.**
- **Build a "Not a Box."** Gather paper towel tubes, boxes of all sizes and tape to construct a "Not a Box." They can also tell the story of their "Not a Box" creation.
- **Play "I Spy"** exploring the sounds that letters make. Choose something you can see in the room. Instead of naming the object, say the first sound the object starts with. Your child finds the object that start with that sound. This is a fun game you can play this anywhere!

More to Explore

If you liked this book, we think you'll like these too! Ask a librarian at your local library to help you find them.



Island Readers & Writers started Forever Books to support young children & their families so that they can build a strong foundation for reading & a love of books!

We hope you enjoyed this guide! You can learn more about Forever Books by visiting islandreadersandwriters.org/forever-books

Forever Books is supported by The Nancy Fund, established through Nancy B. Putnam's legacy gift.